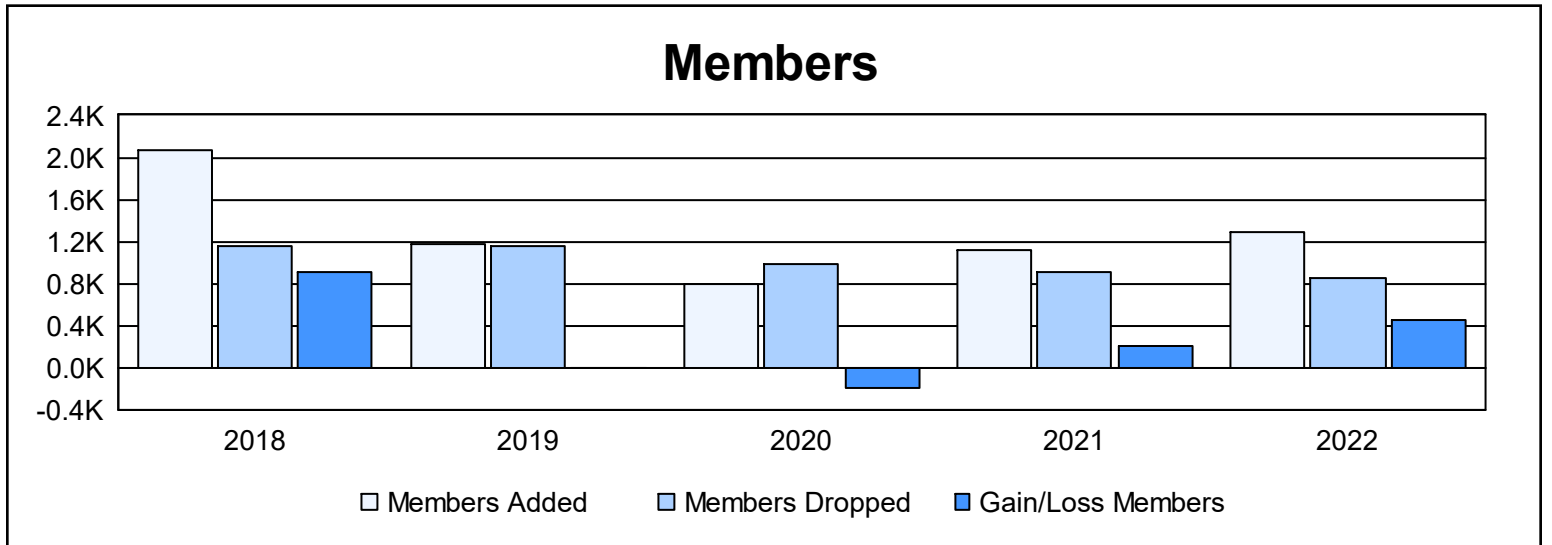
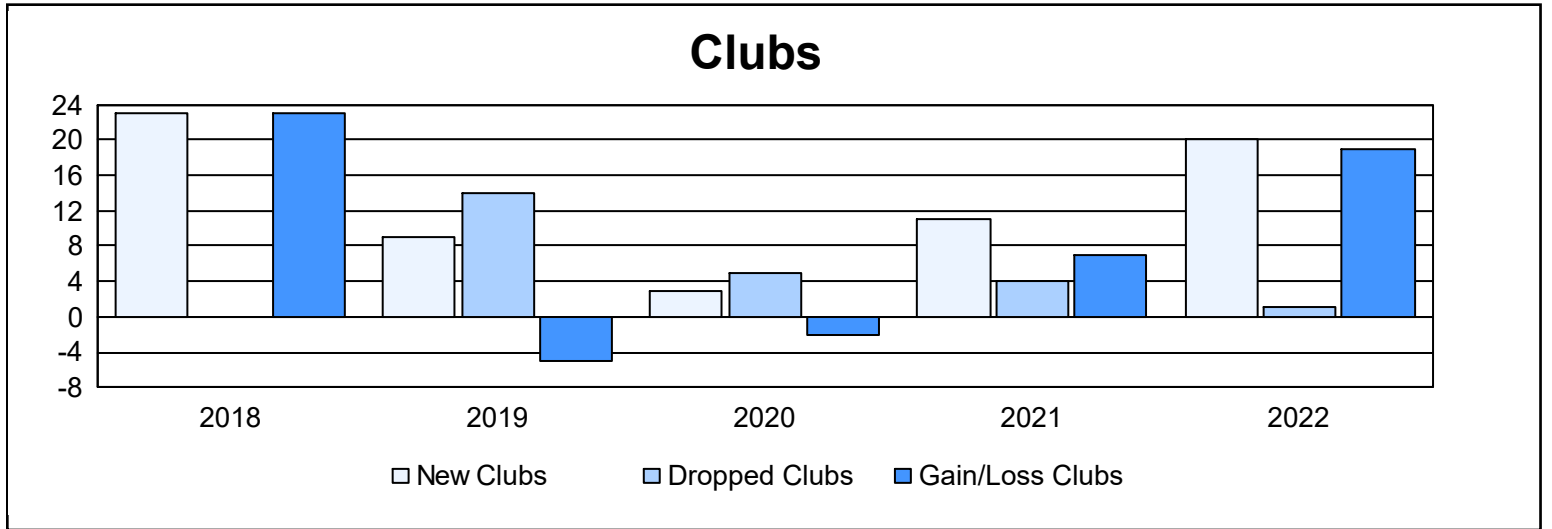
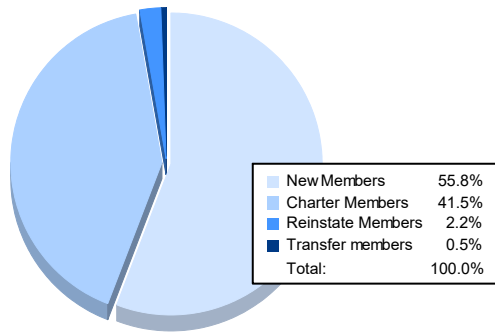


| Year           | New Clubs | Dropped Clubs | Gain/ Loss Clubs | New Members | Charter Members | Reinstate Members | Transfer Members | Total Member Added | Total Members Dropped | Gain/ Loss Members |
|----------------|-----------|---------------|------------------|-------------|-----------------|-------------------|------------------|--------------------|-----------------------|--------------------|
| 2017-2018      | 23        | 0             | 23               | 1,154       | 660             | 243               | 10               | 2,067              | 1,157                 | 910                |
| 2018-2019      | 9         | 14            | -5               | 820         | 264             | 75                | 6                | 1,165              | 1,160                 | 5                  |
| 2019-2020      | 3         | 5             | -2               | 585         | 126             | 82                | 6                | 799                | 991                   | -192               |
| 2020-2021      | 11        | 4             | 7                | 707         | 375             | 30                | 5                | 1,117              | 910                   | 207                |
| 2021-2022      | 20        | 1             | 19               | 723         | 537             | 29                | 6                | 1,295              | 852                   | 443                |
| <b>Average</b> | <b>13</b> | <b>5</b>      | <b>8</b>         | <b>798</b>  | <b>392</b>      | <b>92</b>         | <b>7</b>         | <b>1,289</b>       | <b>1,014</b>          | <b>275</b>         |



### Membership Composition June 2022 Cumulative



### Gender Composition June 2022 Cumulative

